

# ASE 1550nm Broadband Light Sources

(SM, PM, 1528 -1615nm, up to 10W)



DATASHEET

[Return to the Webpage](#)



The ASE (Amplified Spontaneous Emission) light source series provides a single-mode broadband emission with low coherence and low polarization, making it ideal for high-precision measurement applications. The design utilizes rare-earth-doped fibers pumped by a cooled laser source, enhancing longevity and reliability. Featuring precision feedback control, the unit ensures high stability. The ASE 1550 is available in two wavelength bandwidth configurations: C-band (1528–1563 nm) and C+L band (1528–1615 nm). We offer both OEM modules with a driving PCB and plug-and-play benchtop units. We make flat spectral output versions that integrate special filters in both C-band and C+L-Band. The ASE is also an excellent polarization light source with high and stable polarization extinction ratio. These ASE light sources are widely used in telecom component testing, fiber Bragg grating (FBG) sensors, optical coherence tomography (OCT), fiber optic gyroscopes, gas sensing, fluorescence excitation, and optical component characterization.

## Applications

- Sensor
- Testing
- Instrumentation

## Features

- High Stability
- Low Cost
- Ease to Use

## Specifications

Standard	Min	Typical	Max	Unit
Operation Wavelength	C+L	1528	1610	nm
	C	1528	1563	nm
Output Power	50*		10000	mW
Polarization Dependence (SM)			0.01	dB
Polarization Extinction (PM)	20	26	31	dB
Output Power Stability	0.05	0.1	0.2	dB
Spectral Ripple			0.1	dB
Spectral Flatness (with filter)	2	3	6	dB
Output Isolation	35			dB
Input Voltage (AC)	110	110	220	V
Computer Interface		USB		
Operating Temperature	-5		55	°C
Storage Temperature	-45		85	°C

### Notes:

\* This low-power configuration has no USB controller

**Legal notices:** All product information is believed to be accurate and is subject to change without notice. Information contained herein shall legally bind Agiltron only if it is specifically incorporated into the terms and conditions of a sales agreement. Some specific combinations of options may not be available. The user assumes all risks and liability whatsoever in connection with the use of a product or its application.

Rev 02/05/25

© Photonwares Corporation

[+1 781-935-1200](tel:+17819351200)

[sales@photonwares.com](mailto:sales@photonwares.com)

[www.agiltron.com](http://www.agiltron.com)

Information contained herein is deemed to be reliable and accurate as of the issue date. Photonwares reserves the right to change the design or specifications at any time without notice. Agiltron is a registered trademark of Photonwares Corporation in the U.S. and other countries.

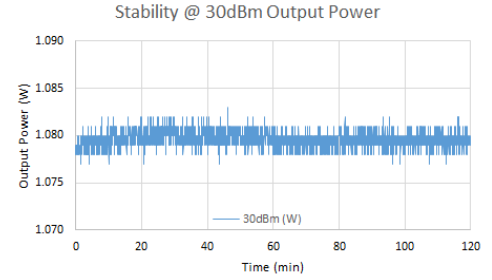
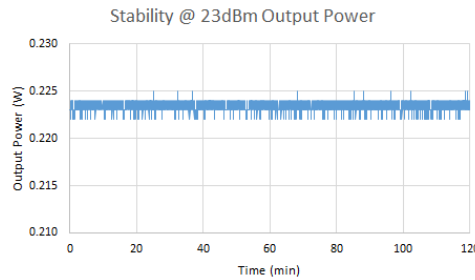
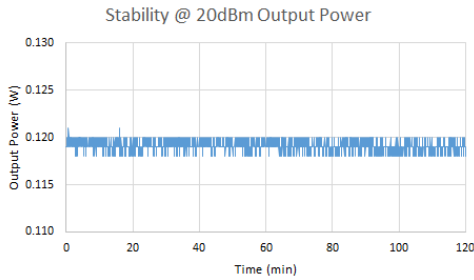
# ASE 1550nm Broadband Light Sources

(SM, PM, 1528 -1620nm, up to 10W)

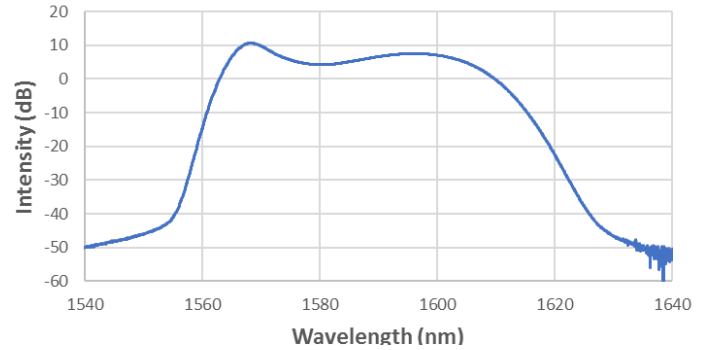
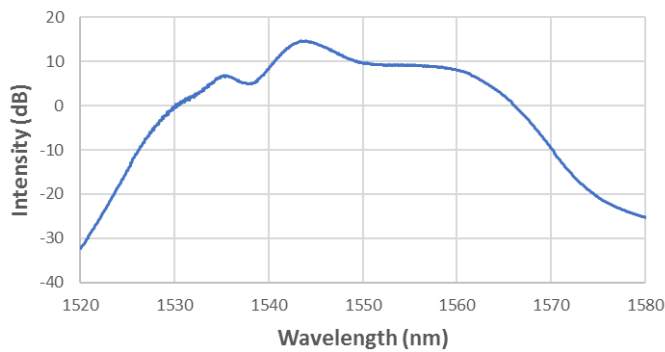


DATASHEET

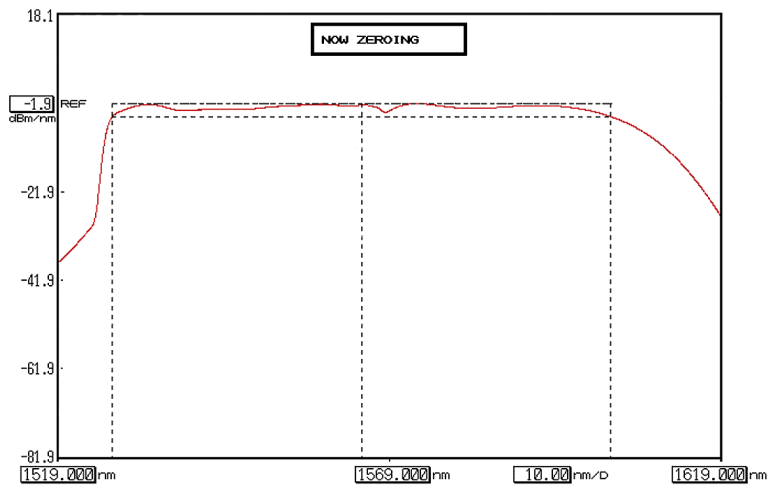
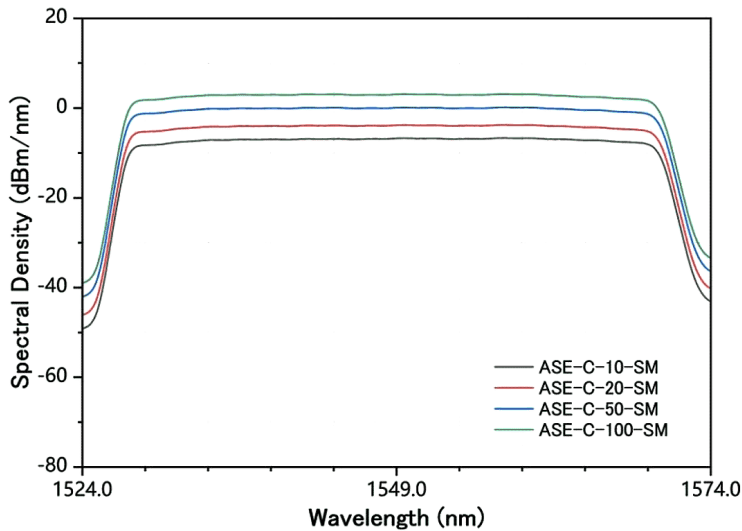
## Output Power Stability (33dBm Benchtop)



## Typical Spectrums (without filter)



## Typical Spectrums (without filter)



\*Product dimensions may change without notice. This is sometimes required for non-standard specifications.

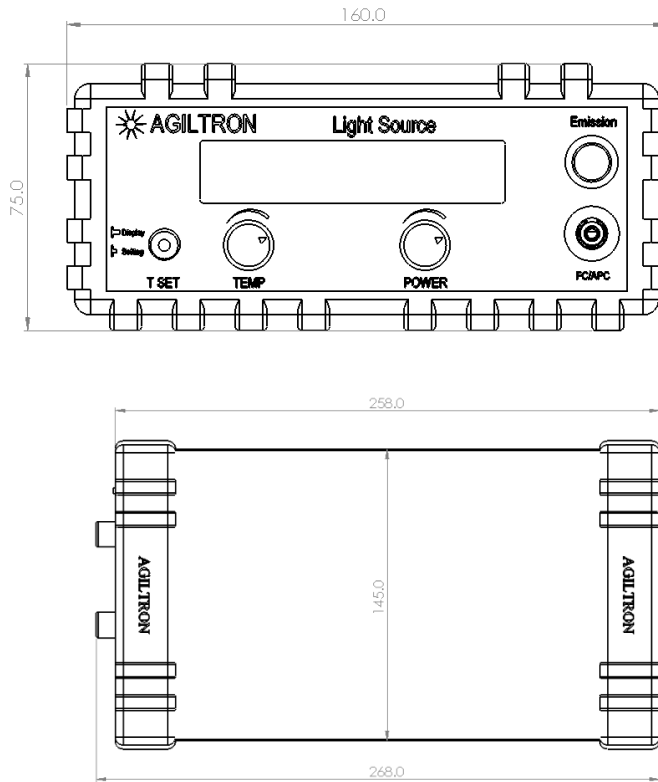
# ASE 1550nm Broadband Light Sources

(SM, PM, 1528 -1620nm, up to 10W)


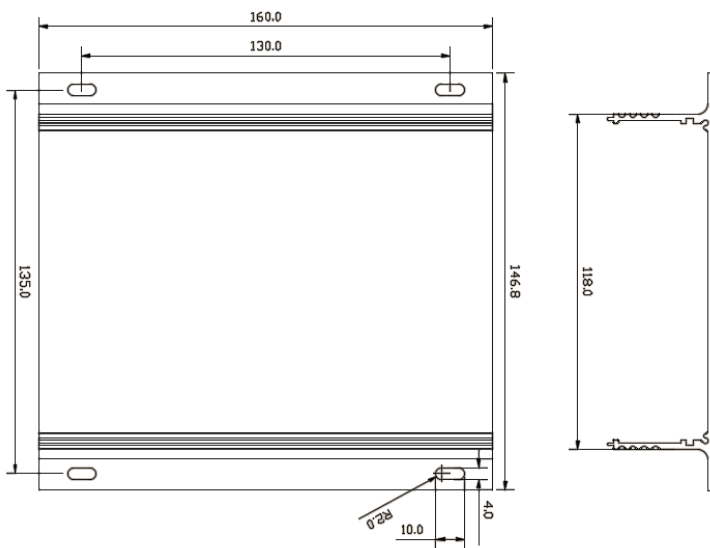


## DATASHEET

### Dimensions (Unit: mm) >20dBm



### Mini Benchtop for 17dBm



\*Product dimensions may change without notice. This is sometimes required for non-standard specifications.

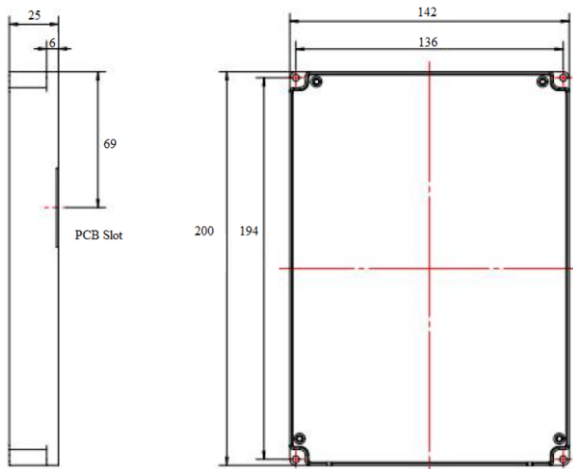
# ASE 1550nm Broadband Light Sources

(SM, PM, 1528 -1620nm, up to 10W)

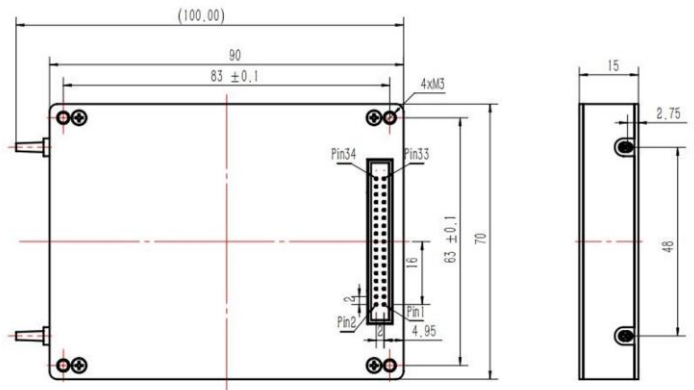


## DATASHEET

### Mechanical Dimensions (mm) Components



High-power: >23dBm



MSA package: 20dBm

### Ordering Information

Prefix	Power	Wavelength	Polarization	Config	Interface **	Flatness Filter	Connector ***
ASES-	50mW * = 05 100mW = 10 200mW = 20 500mW = 50 1W = 1W 2W = 2W 5W = 5W 10W = WW	C = C C+L = B Special = 0	SM28 = 1 PM1550 = 2	Component = 1 Benchtop = 2 Special = 0	Non = 1 USB = 2 RS232 = 3 Special = 0	Non = 11 6dB = 66 3dB = 33 2dB = 22	None = 1 FC/PC = 2 FC/APC = 3 SC/PC = 4 SC/APC = 5 LC/PC = 7 LC/APC = A LC/UPC = U Special = 0

\* The low-cost/low-power configuration operates with a fixed output only and does not include a computer interface.

\*\* Benchtop units feature USB/RS232 connectivity with a GUI for enhanced control. The component version includes pin connections, and an optional matching adapter PCB for USB/RS232 interface with a wall-pluggable power supply is available for easy control and power management (\$278 each).

\*\*\* Standard connectors support up to 0.5W; exceeding this limit may damage the connector and, in turn, the laser core due to strong reflections. For high-power applications, we offer high-power connectors, which must be used in pairs.

# ASE 1550nm Broadband Light Sources

(SM, PM, 1528 -1620nm, up to 10W)



## DATASHEET

### Laser Safety

This product meets the appropriate standard in Title 21 of the Code of Federal Regulations (CFR). FDA/CDRH Class 1M laser product. This device has been classified with the FDA/CDRH under accession number 0220191. All versions of this laser are Class 1M laser products, tested according to IEC 60825-1:2007 / EN 60825-1:2007. An additional warning for Class 1M laser products. For diverging beams, this warning shall state that viewing the laser output with certain optical instruments (for example eye loupes, magnifiers, and microscopes) within a distance of 100 mm may pose an eye hazard. For collimated beams, this warning shall state that viewing the laser output with certain instruments designed for use at a distance (for example telescopes and binoculars) may pose an eye hazard.

Wavelength = 1.3/1.5  $\mu\text{m}$ .

Maximum power = 30 mW.



\*Caution - Use of controls or adjustments or performance of procedures other than those specified herein may result in hazardous radiation exposure.

\*IEC is a registered trademark of the International Electrotechnical Commission.